

Setting the Standard of Living!

Highlights of Included Features in
Your New Bennett Home.




Outdoor Enhancements!



Indoor Elegance!



Siding:
Durable, Fiber Cement Siding



Windows:
Energy efficient double pane Low-E windows
by Cascade



Garage Doors:
Raised Panel Steel Garage Doors with Plain-
lite windows




Landscaping:
Professionally designed full Front and Rear
Landscaping with irrigation (front only in
Chelsea Park)




Decks, Patios & Porches:
Relaxation Ready Rear Decks, Porches
or Patios




Fireplaces:
Instant ambiance: 35" Fireplace with 12"
porcelain tile surround and architecturally
designed mantle




Hardwood Flooring:
5" engineered Hickory flooring on entire
master floor plans in LakeView Park (some
homes do not apply)



Staircases:
Dramatic open rail staircase with Hemlock
Stained handrail and white painted balusters



Millwork:
Fully Encased windows and doors on main
floor



Designer Lighting:
Designer lighting fixtures throughout home
(Specific fixtures subject to change)

Included But Not Pictured:

Whole House Screens, 1/3 H.P. Garage Door Opener with Transmitter, Rich palette of exterior paint colors, 30 Year Roofing

Included But Not Pictured:

Stain resistant carpet with "French tucked" application, comfort-wise carpet pad, chrome lever door handles, Decora Rocker Switches, Phone/Cable Throughout, 92% Efficient Gas furnace with programmable thermostat

Gourmet Kitchen!



Your Personal Retreat! (Master Suite)



Kitchen Faucet:
Grohe Ladylux pull down spray faucet in chrome

Kitchen Sink:
Blanco, Stellar Series Double Basin undermount sink in Stainless Steel



5 Piece Kitchen:
GE 36" Gas Cooktop with 5 sealed burners and slide out hood, double ovens, microwave and 6 level dishwasher in stainless steel



Cabinets:
Alder 3" wide sill and rail with shallow recessed center panel. European frameless full overlay doors with 36" upper cabinets (Cabinet handles may vary)



Counter Tops:
Granite Slab on all counter tops including island, with polished one dimensional edge



Backsplash:
Full Height tile backsplash; square set with accent strip

Included But Not Pictured:

Entertainment ready Kitchen Islands, Butlers Pantry and Specialty Cabinets (Plan specific)



Grohe Fixtures:
Sumptuous Polished Stainless Steel hardware, including rain can shower head



5 Piece Master Bath:
Luxurious 5 Piece in suite Master Bath with Dual Vanities (featuring "vessel style" vanity bowls), Soaking Tub, Separate Shower and Private Commode Room



Closets:
Spacious Walk-in Closets with low maintenance white wire shelving



Cabinets:
Comfort height (36") vanity base Cabinets in Alder (matches Kitchen Cabinet Package)



Vanity Counter Tops:
Granite Slab Vanity Counter Top



Shower Door:
72" high 1/4" thick pivot tempered glass shower door with chrome hardware

BENNETT
Homes

www.BennettHomes.com